

# Cellometer® Auto 1000

## Cell Counter

### Accurate Cellometer Cell Counting ... Now Even Faster and Easier


- ➔ Improve counting of live/dead cells, individual cells within clusters, and irregular-shaped cells: Proprietary Cellometer software
- ➔ Spend less time counting and more time on research: Concentration and viability in <10 seconds!
- ➔ Convenient stand-alone system with a large, user-friendly touch screen
- ➔ View, print, and save counted cell images, data reports, and cell size histograms: Connect to a network or use a USB drive



## Simple, Automated Cell Counting Improve Speed, Accuracy, and Consistency



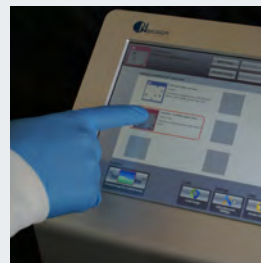
### Load 20 µl of Sample




### Insert Counting Chamber



### Select Assay & Click Count



### View Image & Results



For more information on the new Cellometer Auto 1000, contact Nexcelom at 978-327-5340 or [info@nexcelom.com](mailto:info@nexcelom.com)!



w: [www.nexcelom.com](http://www.nexcelom.com)  
p: 978.327.5340  
e: [info@nexcelom.com](mailto:info@nexcelom.com)

**Cellometer®**  
Simply Counted

**Celigo®**  
Image Cytometer

**Nexcelom**  
Bioscience

Nexcelom products are for RESEARCH USE ONLY and are not approved for diagnostic or therapeutic use.  
© Copyright 2014 Nexcelom Bioscience LLC. All Rights Reserved.

1001197 Rev.C 5/14